

C12-165XDA (12V / 165Ah)




Century AGM Deep Cycle Batteries are the ultimate in deep cycle battery performance, designed to provide longer life and dependable deep cycling capability in the harshest of operating conditions and environments.

The Century Deep Cycle AGM range utilises Absorbed Glass Mat (AGM) technology which absorbs the liquid electrolyte within highly porous glass fibre mat separators. This eliminates loose electrolyte whilst the sealed maintenance free design prevents acid leaks and the need for on-going maintenance. Extra strong grid designs, superior active paste material and robust internal components ensure lower self discharge, superior vibration resistance, longer cycle life and improved recharge capabilities.

Century Deep Cycle AGM batteries are ideal for use in applications where fast recharge, and superior deep cycle capabilities are required, such as recreational vehicles and accessories, dual battery systems, golf carts, electric wheel chairs, mobility scooters and marine systems.

Product Specification			
Cells	6	Weight	Approx. 50.0 kg
Voltage	12	Max. Discharge Current	1650 A (5 sec)
Capacity	165Ah@20hr-rate to 1.75V per cell @ 25°C	Internal Resistance	Approx. 4mΩ
Operating Temperature Range	Discharge: -20°C~60°C Charge: 0°C~50°C Storage: -20°C~60°C	Terminal	M8 Insert
		Container Material	A.B.S. (UL94-HB)
Normal Operating Temperature Range	25°C ± 5°C	Recommended Max. Charging - Current Limit	48A
Float Charging Voltage	13.6 to 13.8 VDC/unit Average at 25°C	Equalisation & Cycle Service	14.6 to 14.8VDC/unit Average at 25°C
Self Discharge	Century AGM batteries can be stored for more than 6 months at 25°C. Self-discharge rate less than 3% per month at 25°C. Please charge batteries before using.	Note: Warranty void if mounted under bonnet. The C12-165DA battery cannot be mounted horizontally.	

Unit: mm Dimension: 530 (L) x 209 (W) x 214 (H) x 219 (TH)



Discharge Current VS Discharge Voltage				Charge the batteries at least once a month every six months, if they are stored at 25°C	
Final Discharge Voltage V/Cell	1.75V	1.70V	1.60V	Charging Method	
Discharge Current	(A) ≤ 0.2C	0.2C < (A) < 1.0C	(A) ≥ 1.0C		
				Constant Voltage	-0.2Cx2h+2.4~2.45V/Cellx24h, Max.Current 0.3CA

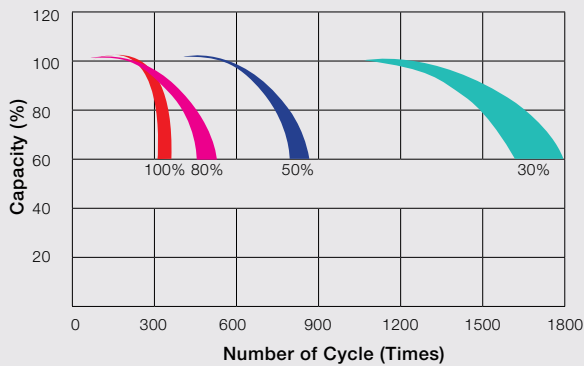
C12-165XDA (12V / 165Ah)

Constant Current Discharge Characteristics: A (25°C)

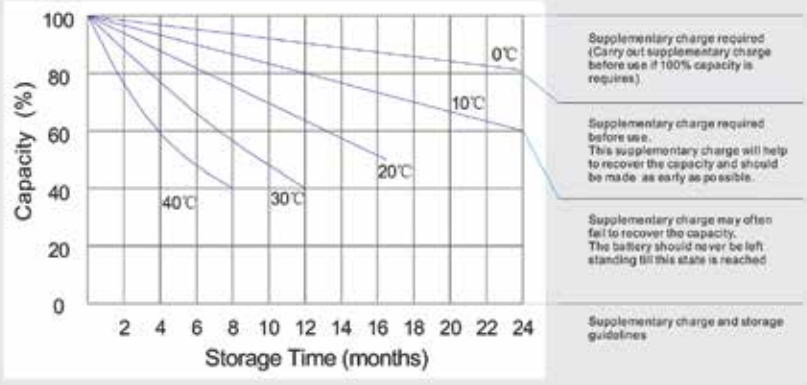
F.V/Time	5MIN	10MIN	15MIN	30MIN	1HR	2HR	3HR	4HR	5HR	8HR	10HR	20HR
10.5V	454.2	334.7	263.9	167.9	97.54	55.71	39.48	32.56	25.50	18.61	15.67	8.066

All mentioned values are average values.

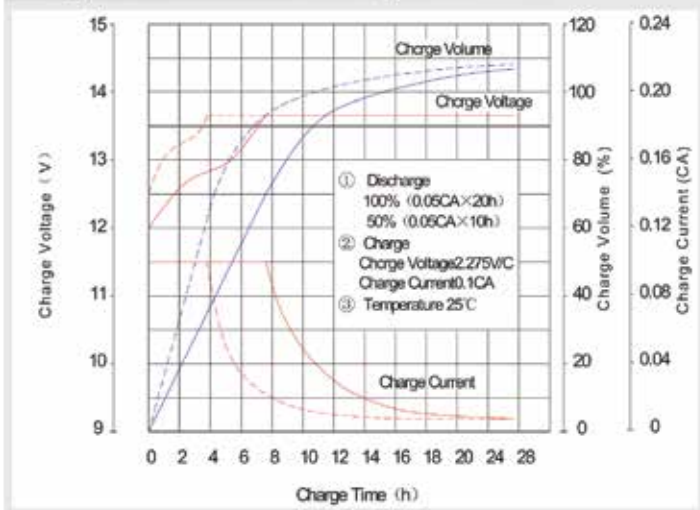
Life characteristics of cyclic use



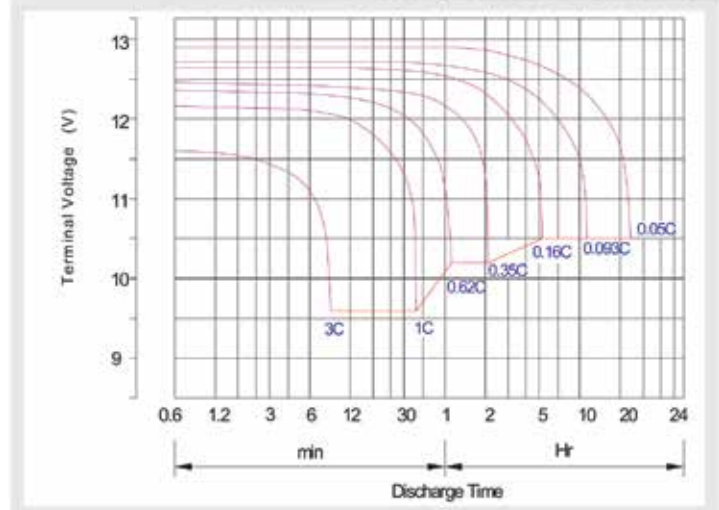
Storage characteristic



Charge characteristic curve for cyclic use



Discharge characteristic Curve



BATTERY DISPOSAL

This battery is 98% recyclable. Help create a cleaner planet, return your used battery to the original place of purchase or your nearest Century Yuasa approved Battery Recycling Centre.